



**BIG FOOT
SYSTEMS**



H Frame Set

Typical Application

For supporting small and large pipe work systems, ductwork runs & cable trays.

Dimensional Data & Product Weights

Two sizes of H Frame Set are available complete with anti-vibration mats:

H Frame Set	Length (mm)	Width (mm)	Height (mm)	Weight boxed (Kg)	Part No.
SMALL	305	305	75	5.0	B6088
LARGE	450	450	100	10.0	B6089

Kit Includes*

- 2 x Plastic Feet
- 2 x Anti Vibration Mats
- 2 x Unistrut Inserts (Plastic)
- 2 x L-Brackets
- 4 x M10 x 25mm Bolts
- 4 x M10 Square Channel Nuts

Accommodates

- 41 x 41mm Unistrut (Not Supplied)

Working Conditions

Suitable for internal or external applications in temperatures between -30°C to +80°C

*PLEASE NOTE THAT THE H FRAME SET IS SUPPLIED **WITHOUT** UNISTRUT



**BIG FOOT
SYSTEMS**



UNISTRUT INSERT

H Frame Set

Loading

Big Foot Systems takes no responsibility for the installation of the H Frame Sets. As the Unistrut which is needed to make a support is not supplied, the following information should be used as a guideline only.

H Frame Set (2 Feet)	Max. recommended load (Kg)
SMALL	100
LARGE	150

Plastic Foot

Material – Nylon 6 B601L 30% Glass Fibre Filled

Property	Test Method ASTM	Test Method ISO Equiv	Units	Value 30%
Physical				
Specific gravity	D792	ISO 1183	Kg/m ³	1.36
Water Absorbtion	D570	ISO 62	%	1.1
Mould Shrinkage (flow)		ISO 2577	%	0.35
Mechanical				
Tensile Strength	D638	ISO 527	MPa	130
Elongation at break	D638	ISO 527	%	4
Flexural Strength	D790	ISO 178	MPa	190
Flexural modulus	D790	ISO 178	Gpa	5900
Notched Charpy Impact		ISO 179/1eA	kJ/m ²	45
Unnotched Charpy Impact		ISO 179/1eU	kJ/m ²	
Thermal				
Melting Point		ISO 3146	°C	220
Vicat Softening Point	D789	ISO 12188	°C	
Deflection Temperature	D648	ISO 75	°C	
			A 1.85 Mpa	210
			A 0.46 Mpa	220
Flammability				
UL94 m/m		ISO 75		V2

All data generated from specimens moulded in natural material, stored in a dry atmosphere (no more than 0.2% moisture). The inclusion of colour pigments or other additives may change some of the test results All technical information supplied is accurate and reliable to the best of our knowledge. The information is given without warranty or guarantee and is intended for initial guidance or comparative purposes.

**BIG FOOT
SYSTEMS**

H Frame Set

Anti Vibration Mat

Quality Assurance

Raw materials are selected from ISO9002 registered suppliers

Construction

Pressure moulded using a one or two part mix, utilising milled, sieved & graded Styrene Butadiene Rubber (SBR-Recycled Rubber). Bound using a ratio of high quality moisture curing Polyurethane Pre-Polymer. Manufactured with a built in shrinkage allowance.

Safety Standards

All parts of British Standard BS7188:1989 & BS5696 Part 3:1979

European Standard PR EN 1177

U.S.A. Standard ASTM F 1292-99

BBJ Engineering takes no responsibility for the condition of the roof on which our equipment is to be used. You must ensure that the substrate on which the Big Foot is intended for use is structurally sound enough to take the weight and point loadings we have indicated. The Big Foot products must be installed in line with the guarantees and recommendations of the manufacturer of the roofing system. The manufacturer of PVC membranes should advise on the susceptibility migration of plasticizers and specific recommendations should be adhered to so that the roof guarantee is not affected.

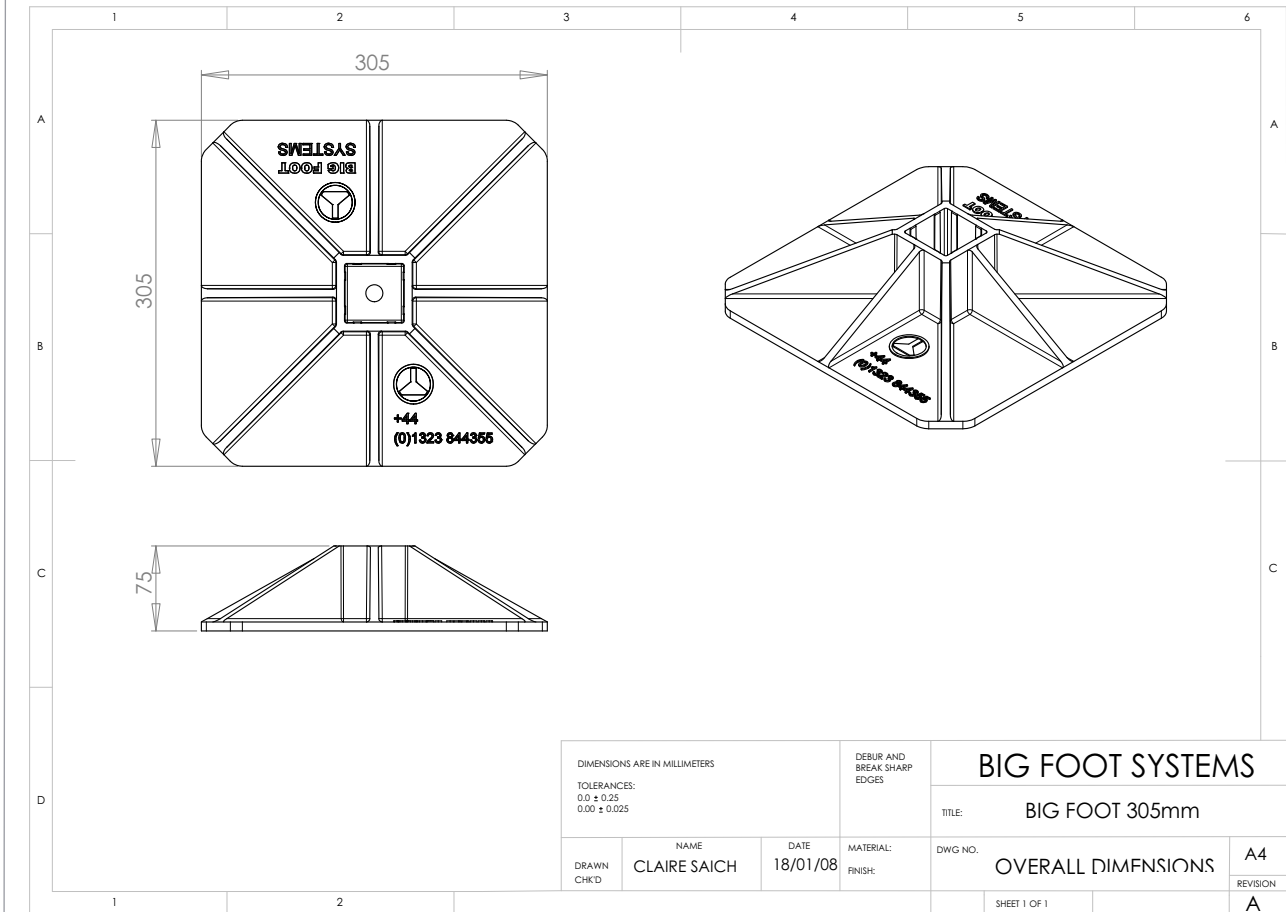


**BIG FOOT
SYSTEMS**

H Frame Set

Technical Drawings

305mm² Plastic Foot



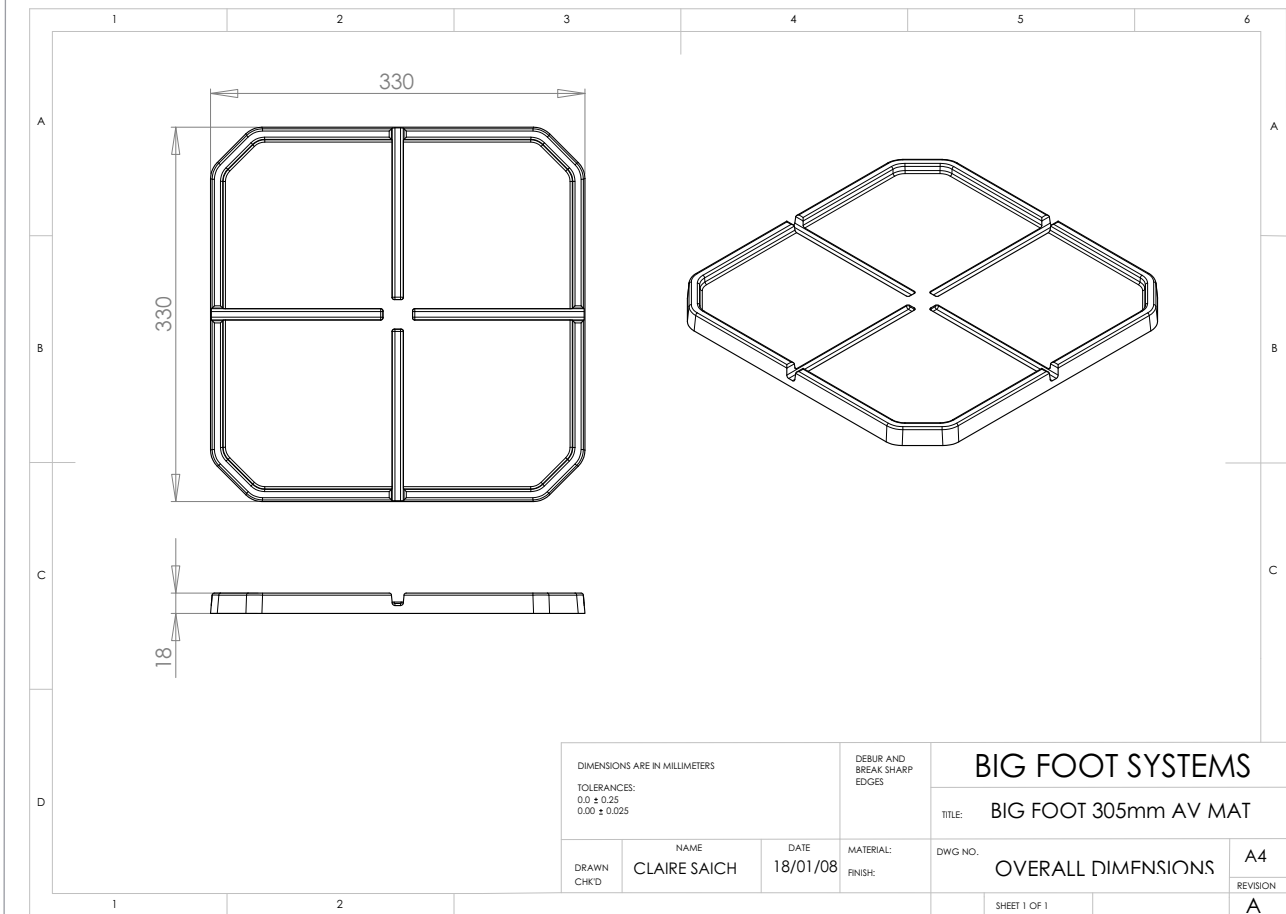


**BIG FOOT
SYSTEMS**

H Frame Set

Technical Drawings

305mm² Anti Vibration Mat



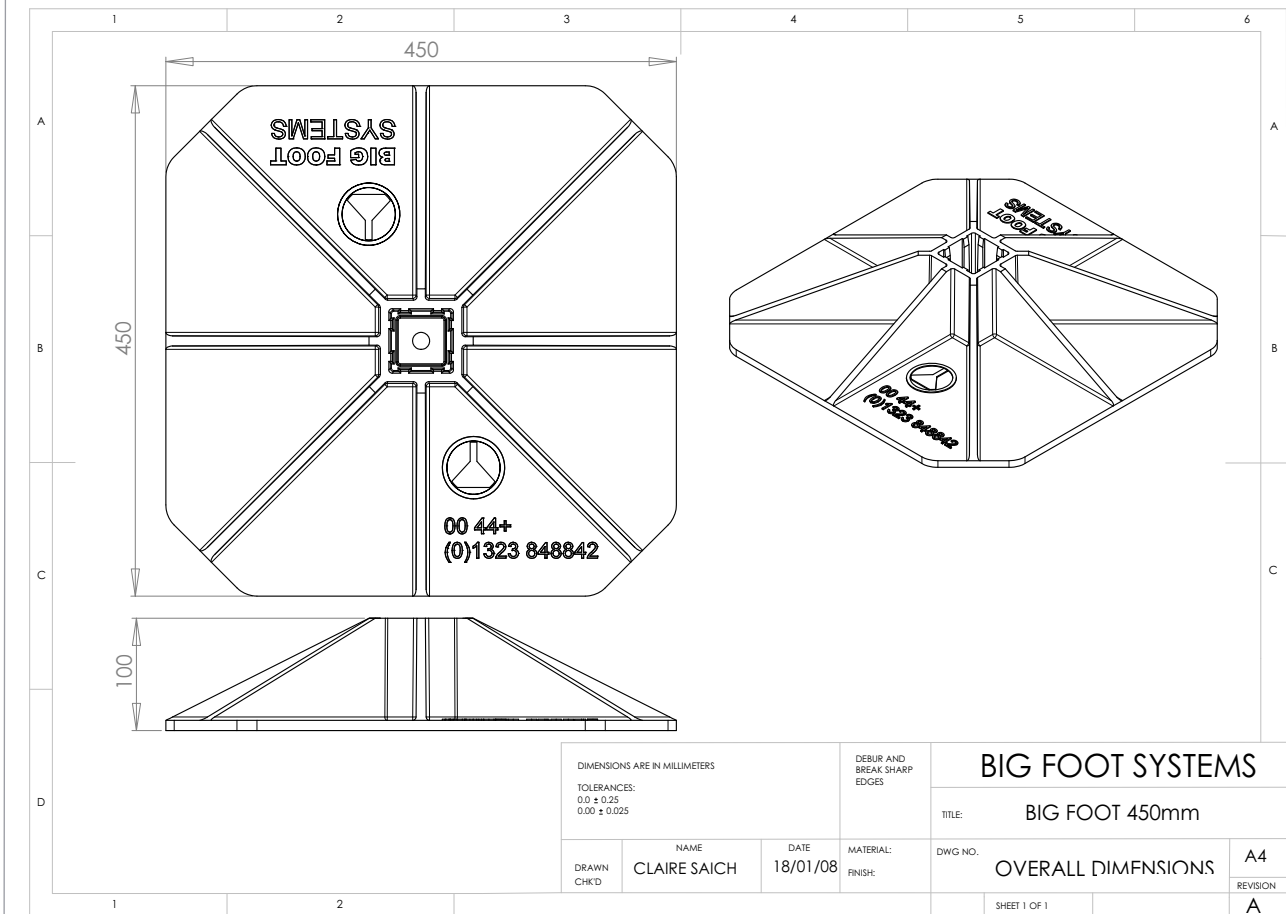


**BIG FOOT
SYSTEMS**

H Frame Set

Technical Drawings

450mm² Plastic Foot





**BIG FOOT
SYSTEMS**

H Frame Set

Technical Drawings

450mm² Anti Vibration Mat

